

Notes

1. Member provides and installs the service entrance conductors, conduits, weatherhead, meter enclosure, service disconnect switch, ground rod and wire, and all related materials. All equipment and conduit connections shall be raintight. Any receptacles shall be weatherproof and GFCI. All work shall comply with Cooperative standards, the National Electrical Code, and authorities having jurisdiction.
2. Cooperative provides and installs the meter pole, meter, service drop attachment and conductors, and makes connections at the weatherhead. At member's request, Cooperative will assist with mounting service assembly on pole.
3. This service shall be installed at a location mutually agreed upon by the member and the Cooperative. The location should be immediately adjacent to a roadway or drive which is accessible at all times to Cooperative vehicles without having to cross yards, fields, ditches, or areas subject to flooding or irrigation.
4. Only the meter enclosure and service disconnect switch may be mounted on the Cooperative's pole. Control panels or other member equipment must be mounted on a separate structure provided by the member
5. 36" of conductor shall extend out of weatherhead. Cooperative will mount service assembly at member's request. Neutral may be bare, or insulated and marked with white tape at both ends.
6. Meter and disconnect enclosures must be grounded and bonded together using special means per NEC 250.92.

CALL 72 HOURS BEFORE YOU DIG – Dial 811
It shall be the member's responsibility to stay clear of all underground facilities.

NOTICE

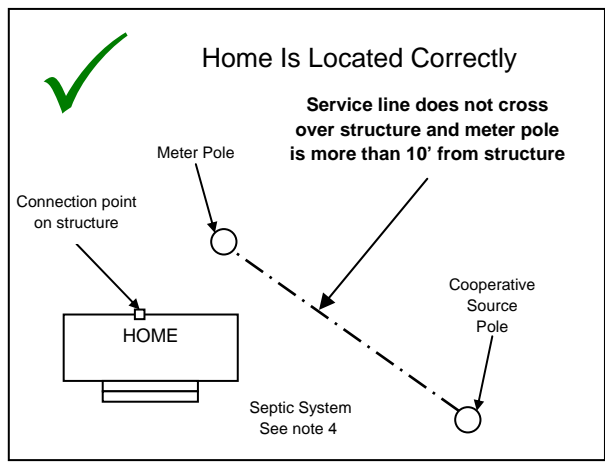
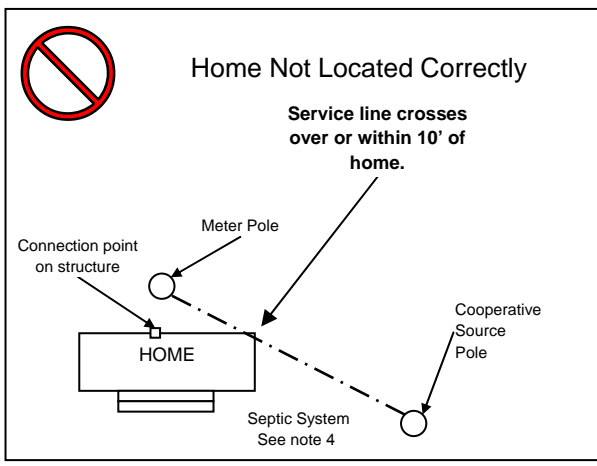
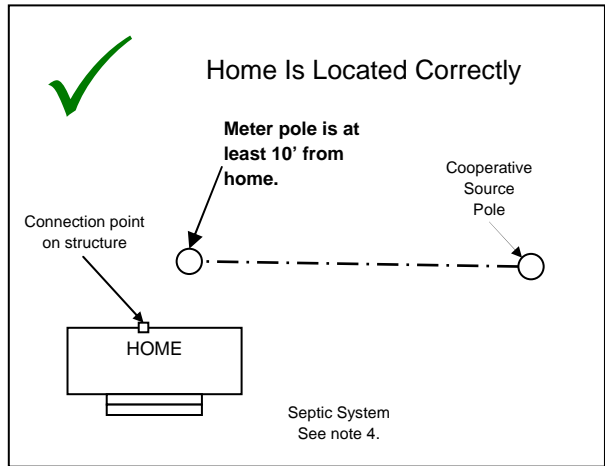
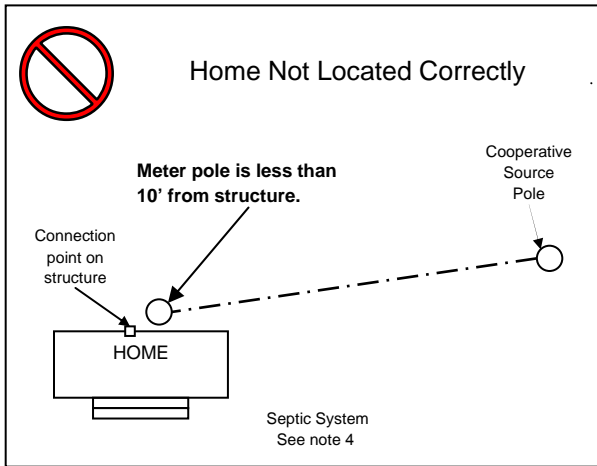
This drawing illustrates NREC requirements only, and is not intended to be a comprehensive guide for the installation of an electrical service. To insure a safe, quality installation that complies with the National Electrical Code and local code requirements, the Cooperative recommends that all electrical work be done by a qualified, licensed electrical contractor.
**Service must be inspected by an electrical inspector prior to service connection. NREC reserves the right to not connect a service service it deems unsafe.*

Single Phase Meter on Pole
Underground Load Connection
 Single Phase Service Up to 320A
 January 2019
 NOT TO SCALE



Northwestern Rural Electric Co-operative Association, Inc.

A Touchstone Energy* Cooperative

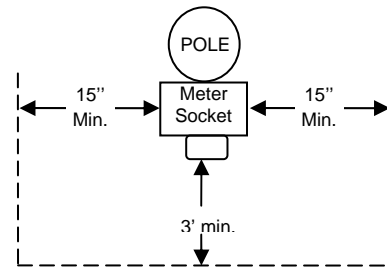


Notes:

1. Member's facilities shall comply with Cooperative Standards, the NEC, and authorities having jurisdiction.
2. Minimum required meter pole clearances:
 - a. Sides of mobile home or other building _____ 10'
 - b. Any direction from gas meter _____ 3'
 - c. Any direction from LP-Gas storage containers _____ 10'
3. No other attachments such as member-owned lighting, basketball goals, satellite dishes, etc. shall be allowed on meter pole.
4. The meter pole shall be located to allow access for Cooperative's heavy trucks without crossing the septic lines, tanks, or lateral field. The member is responsible for marking the location of the septic system to avoid damage from Cooperative vehicles.

Meter Clearance from Fences, Shrubs, or Other Obstructions

See notes for other required clearances.



CALL 72 HOURS BEFORE YOU DIG – Dial 811
It shall be the member's responsibility to stay clear of all underground facilities.

Single Phase Meter on Pole
Underground Load Connection

Single Phase Service Up to 320A

January 2019

NOT TO SCALE



Northwestern Rural Electric Co-operative Association, Inc.

A Touchstone Energy* Cooperative 